

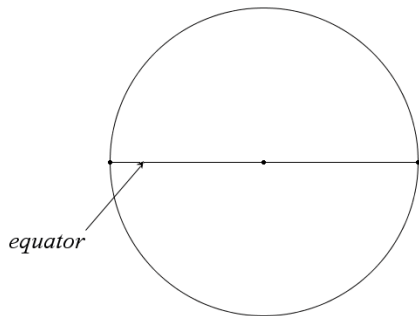
Name _____ ES Latitude Problems 10-18-17 hour 1 2 3 4 5 6 7

Assume that the planet has a radius of 4000 m. Assume the both towns lie on the same longitude.

Directions: 1) Sketch and label a REALISTIC figure on the provided circle

2) SHOW YOUR WORK IN A CLEAR MANNER

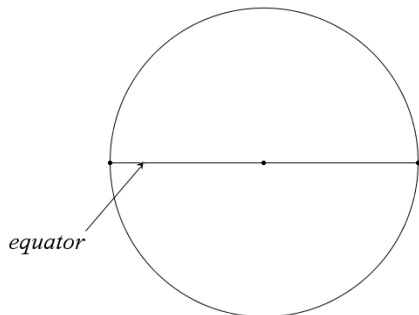
3) USE AT LEAST THREE DECIMAL PLACE APPROXIMATIONS IN YOUR CALCULATIONS



Town A has a latitude of $68^{\circ}56'25''\text{N}$

Town B has a latitude of $22^{\circ}12'52''\text{N}$

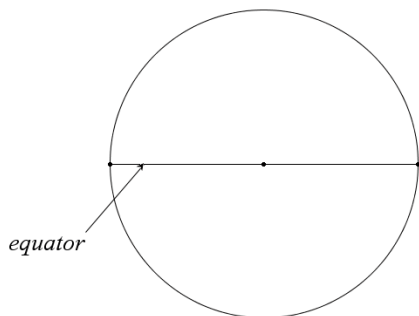
Find out how far apart these towns are from each other



Town C has a latitude of $52^{\circ}14'05''\text{N}$

Town D has a latitude of $48^{\circ}21'36''\text{S}$

Find out how far apart these towns are from each other



Town E has a latitude of $16^{\circ}57'18''\text{N}$

Town F has UNKNOWN latitude

These towns are 250 miles apart, determine the latitude of Town F

Express the UNKNOWN latitude of TOWN F in DMS and DD

I realize that DMS is an annoying notation, so I am going to tell you the “trick” button most calculators have.

D°M’S”

You will be required to show the conversion by hand once on an assessment, then you will be allowed to use this button afterward with no penalty for avoiding the tedious work of the notation

ON THE TINSPiRE the button to the right of the number 9 is the COOL stuff Menu button,

this D°M’S” button lives on this menu

I have located the button on my calculator YES NO

My calculator does NOT have a cool button like this (check with Mr. Hickman on this) YES NO

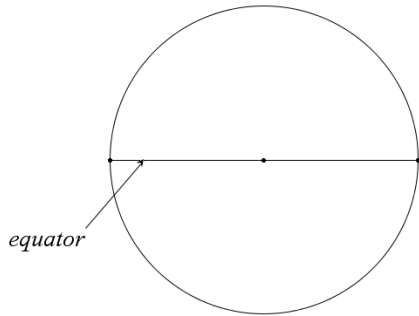
Name _____ ES Latitude Problems 10-18-17 hour 1 2 3 4 5 6 7

Assume that the planet has a radius of 4000 m. Assume the both towns lie on the same longitude.

Directions: 1) Sketch and label a REALISTIC figure on the provided circle

2) SHOW YOUR WORK IN A CLEAR MANNER

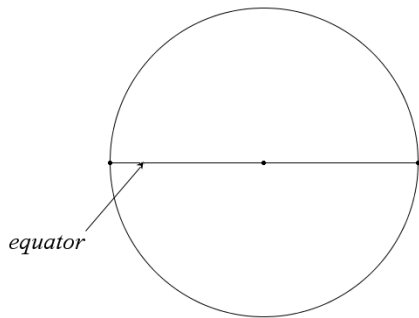
3) USE AT LEAST THREE DECIMAL PLACE APPROXIMATIONS IN YOUR CALCULATIONS



Town A has a latitude of $59^{\circ}32'35''\text{N}$

Town B has a latitude of $42^{\circ}22'42''\text{N}$

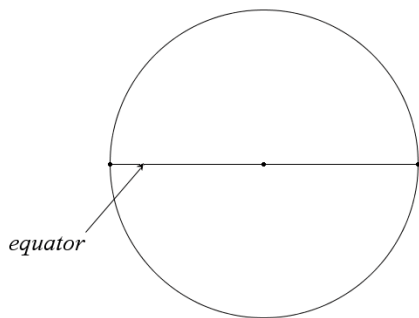
Find out how far apart these towns are from each other



Town C has a latitude of $71^{\circ}18'56''\text{N}$

Town D has a latitude of $5^{\circ}41'26''\text{S}$

Find out how far apart these towns are from each other



Town E has a latitude of $24^{\circ}52'38''\text{N}$

Town F has UNKNOWN latitude

These towns are 350 miles apart, determine the latitude of Town F

I realize that DMS is an annoying notation, so I am going to tell you the “trick” button most calculators have.

D°M’S”

You will be required to show the conversion by hand once on an assessment, then you will be allowed to use this button afterward with no penalty for avoiding the tedious work of the notation

ON THE TINSPiRE the button to the right of the number 9 is the COOL stuff Menu button,

this D°M’S” button lives on this menu

I have located the button on my calculator YES NO

My calculator does NOT have a cool button like this (check with Mr. Hickman on this) YES NO

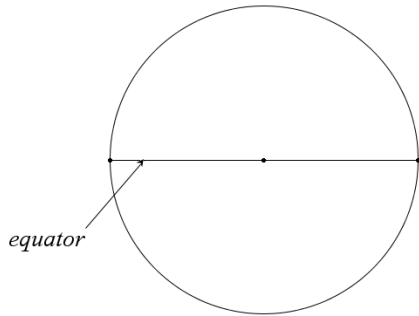
Name _____ ES Latitude Problems 10-18-17 hour 1 2 3 4 5 6 7

Assume that the planet has a radius of 4000 m. Assume the both towns lie on the same longitude.

Directions: 1) Sketch and label a REALISTIC figure on the provided circle

2) SHOW YOUR WORK IN A CLEAR MANNER

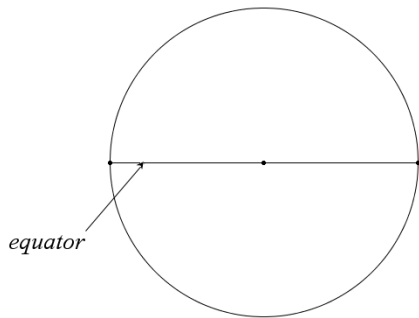
3) USE AT LEAST THREE DECIMAL PLACE APPROXIMATIONS IN YOUR CALCULATIONS



Town A has a latitude of $65^{\circ}51'15''\text{N}$

Town B has a latitude of $42^{\circ}32'42''\text{N}$

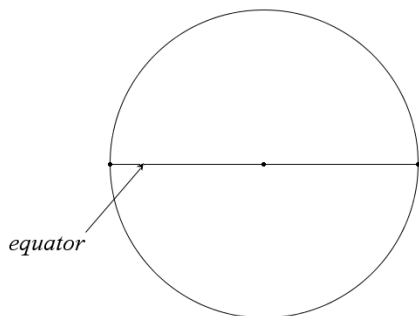
Find out how far apart these towns are from each other



Town C has a latitude of $62^{\circ}19'25''\text{N}$

Town D has a latitude of $38^{\circ}51'46''\text{S}$

Find out how far apart these towns are from each other



Town E has a latitude of $26^{\circ}47'58''\text{N}$

Town F has UNKNOWN latitude

These towns are 450 miles apart, determine the latitude of Town F

Express the UNKNOWN latitude of TOWN F in DMS and DD

I realize that DMS is an annoying notation, so I am going to tell you the “trick” button most calculators have.

D°M’S”

You will be required to show the conversion by hand once on an assessment, then you will be allowed to use this button afterward with no penalty for avoiding the tedious work of the notation

ON THE TINSPiRE the button to the right of the number 9 is the COOL stuff Menu button,

this D°M’S” button lives on this menu

I have located the button on my calculator YES NO

My calculator does NOT have a cool button like this (check with Mr. Hickman on this) YES NO